

# Rotating Telehandlers

ROTO50.21

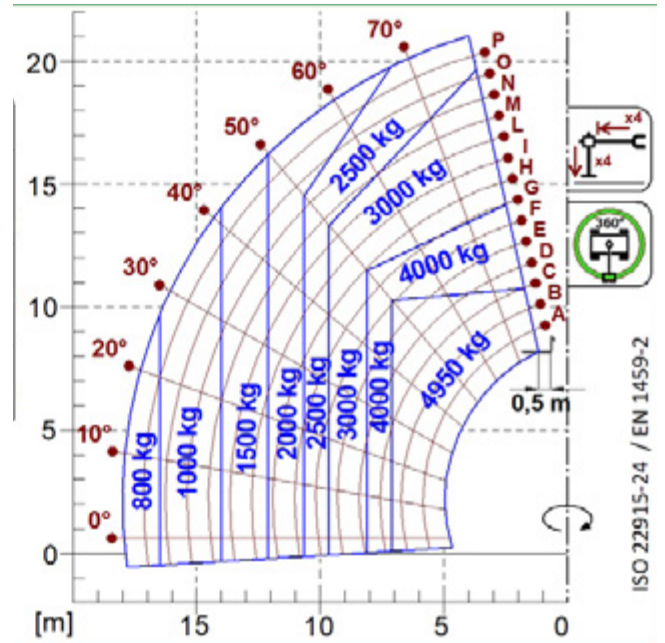
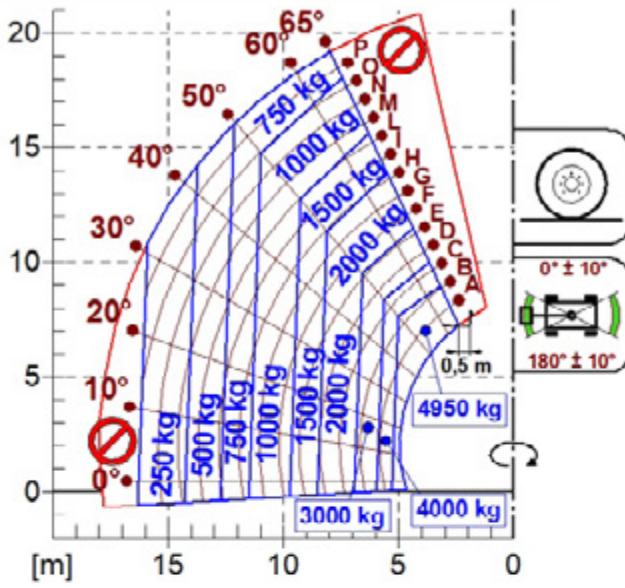




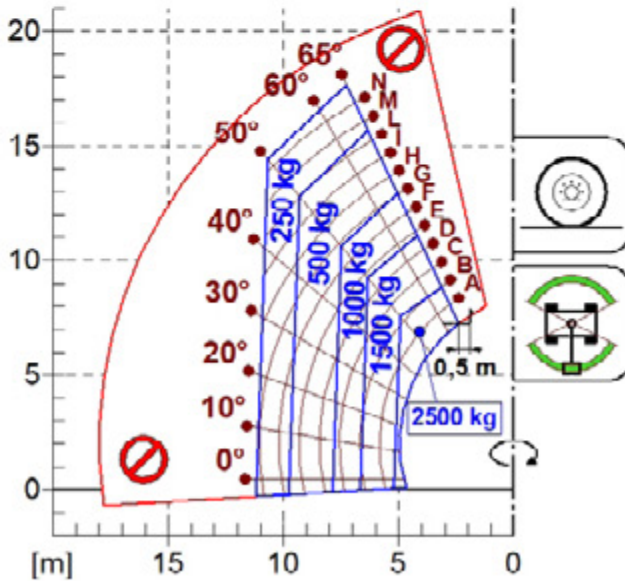
PERFORMANCE AND FEATURES	ROTO50.21	ROTO50.21S	ROTO50.21SPLUS
<b>Performance</b>			
Total unladen weight (kg)	15800	15800	16500
Maximum capacity (kg)	4950	4950	4950
Lifting height (m)	21	21	21
Maximum reach (m)	17,9	17,9	17,9
Maximum operating height (m)	10,7	10,7	10,7
Maximum operating reach (m)	7	7	7
Capacity at maximum height (kg)	2500	2500	2500
Capacity at maximum reach (kg)	800	800	800
Lateral boom movement (mm)	-	-	-
Tilting correction (%)	-	± 12; ± 4	± 12; ± 4
Boom sections	4	4	4
<b>PowerTrain</b>			
Turbo motor	DEUTZ TCD	FPT NEF45	FPT NEF45
Displacement/cylinders	3600/4	4500/4	4500/4
Engine Power (kW/HP)	55,4/75	125/170	125/170
Anti-pollution technology	STAGE V, DOC+DPF	STAGE V, DOC + DPF+ SCR	STAGE V, DOC + DPF+ SCR
Reversible fan	-	-	-
Maximum speed (km/h)	11/25	11/40	11/40
Fuel tank (l)	150	150	150
AdBlue tank (l)	-	43	43
Hydrostatic transmission	● - 2V	● - 2V	● - 2V
EPD	●	●	●
Auto-revving joystick	●	●	●
Axles - Reducers	Drop portal - RR700	Drop portal - RR700	Drop portal - RR700
Machine brakes	Dry discs	Dry discs	Dry discs
Automatic parking brake	●	●	●
<b>Hydraulic</b>			
Hydraulic pump	LS + FS	LS + FS	2 - LS + FS
Flow rate/pressure (l/min - bar)	103,5 - 250	138 - 250	138+100 - 250/230
Hydraulic tank	120	120	120
Hydraulic outlet at the top of the boom	●	●	●
Rear hydraulic outlets	-	-	-
<b>Cab</b>			
Cab configuration	Premium	Premium	Premium
ASCS Adaptive Stability Control System	Full	Full	Full
FOPS LIV II cab	●	●	●
ROPS cab	●	●	●
Cab commands	Electronic joystick control	Electronic joystick control	Electronic joystick control
Tilting Cab	-	-	●
Reverse shuttle	Dual Reverse	Dual Reverse	Dual Reverse
<b>Configuration</b>			
Cab suspension	-	-	-
Boom suspension	-	-	-
Suspension on axles	-	●	●
Work headlights on cab	○ - Led	○ - Led	○ - Led
Sun blind	●	●	●
Tac-lock	●	●	●
Provision for a platform	●	●	●
Two floating forks	●	●	●
Inching-Control	-	-	-
Four-wheel drive	●	●	●
Four-wheel steering	●	●	●
Three steering modes	●	●	●
Standard tyres	18-22.5	18-22.5	18-22.5
Optional tyres	500/60-R22,5; 445/65-R22,5	500/60-R22,5; 445/65-R22,5	500/60-R22,5; 445/65-R22,5
Stabilisers	Multiposition (2 mode: full retracted-extend.)	Multiposition (2 mode: full retracted-extend.)	Multiposition
Turret rotation	600°	continuous	continuous
Type approval as an agricultural tractor	-	-	-
Approval with PNEUMATIC braking	-	-	-
Approval with HYDRAULIC braking	-	-	-
PTO	-	-	-
3-point linkage	-	-	-

- Not Available  
● Standard  
○ Optional

## Load charts



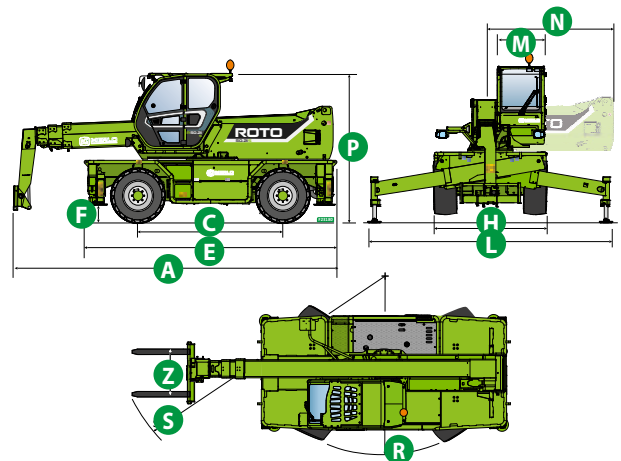
ROTO50.21

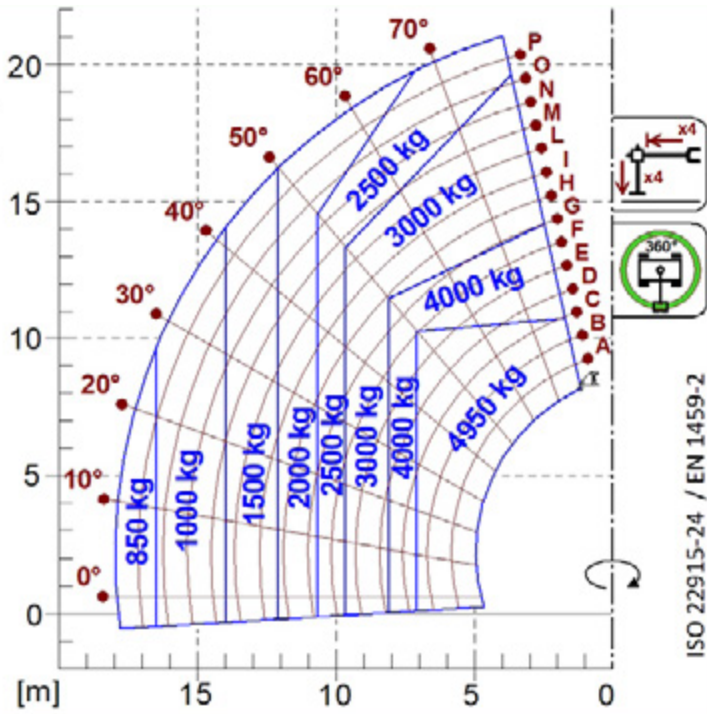


## Dimensions

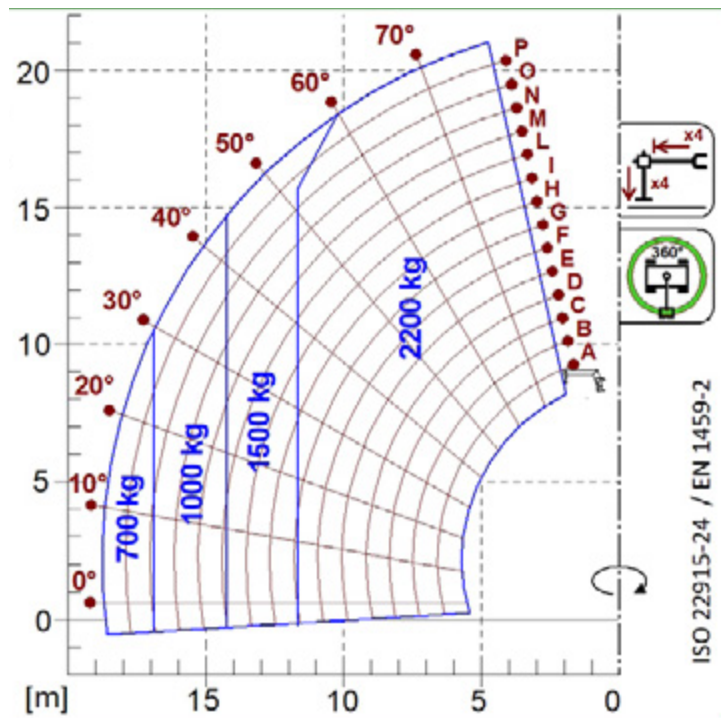


	ROTO 50.21	ROTO 50.21 S	ROTO 50.21 S PLUS
A (mm)	6830	6830	6830
C (mm)	3070	3070	3070
E (mm)	5370	5370	5370
F (mm)	370	370	370
H (mm)	2430	2430	2430
L (mm)	5010	5010	5010
M (mm)	1010	1010	1010
N (mm)	2600	2600	2600
P (mm)	3120	3120	3120
R (mm)	3850	3850	3850
S (mm)	6100	6100	6100
Z (mm)	850	850	850

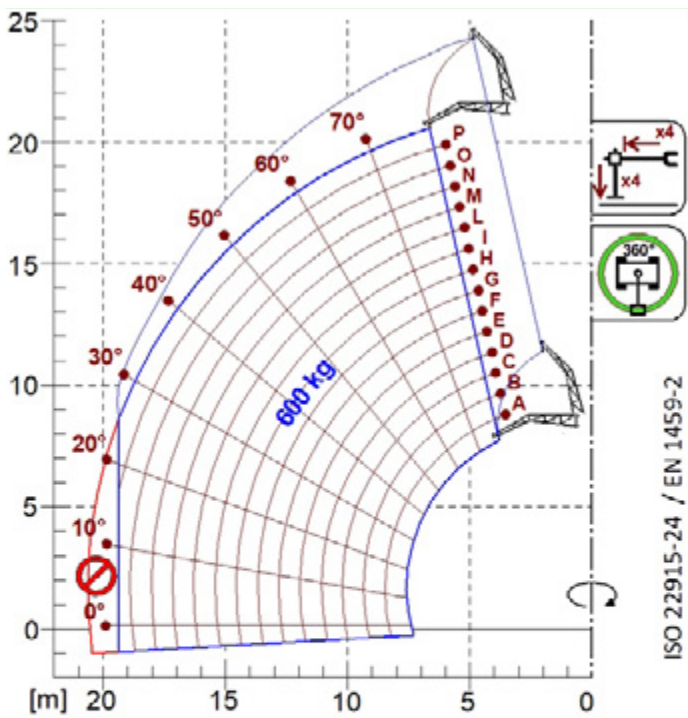




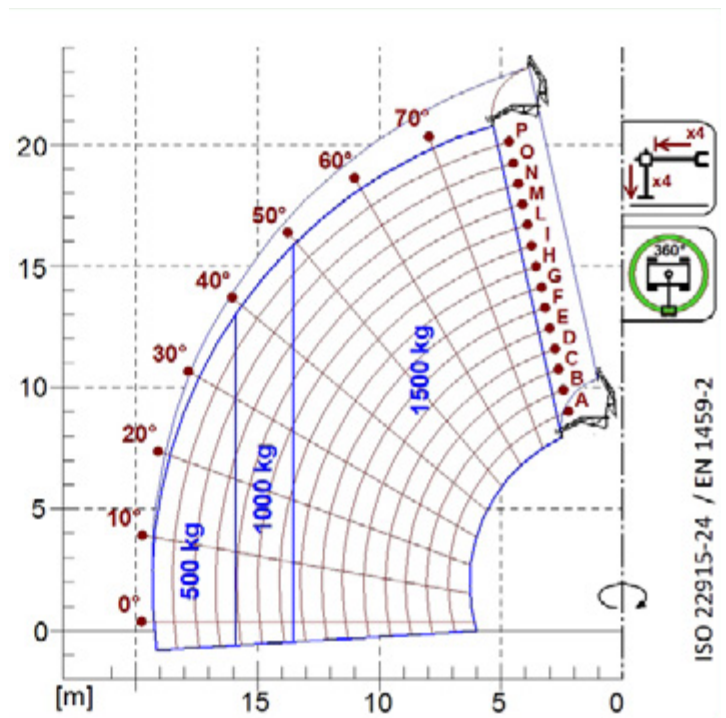
A1000




A1118B



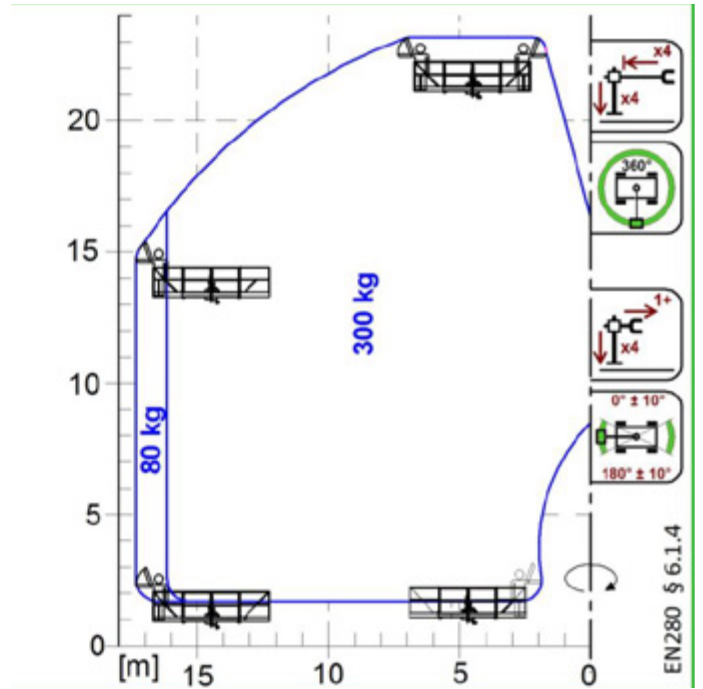
A1200B  
A1300B



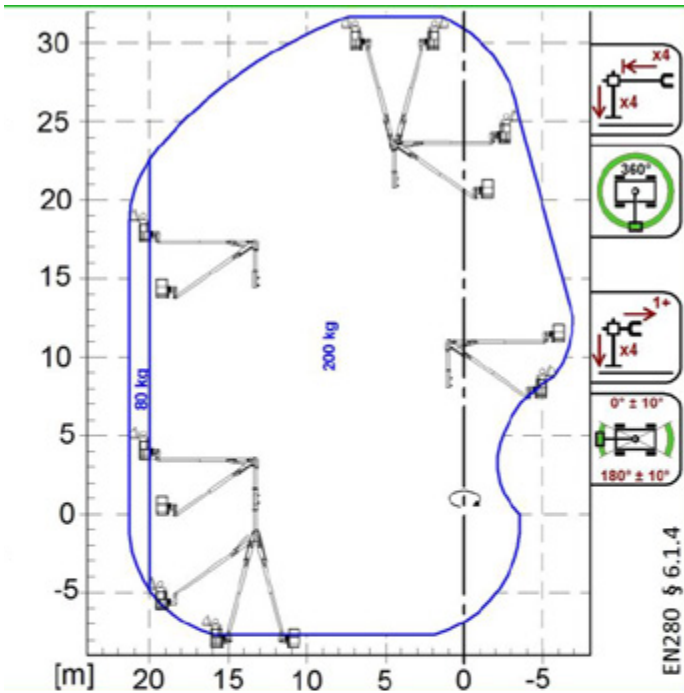
A1210B  
A1310B



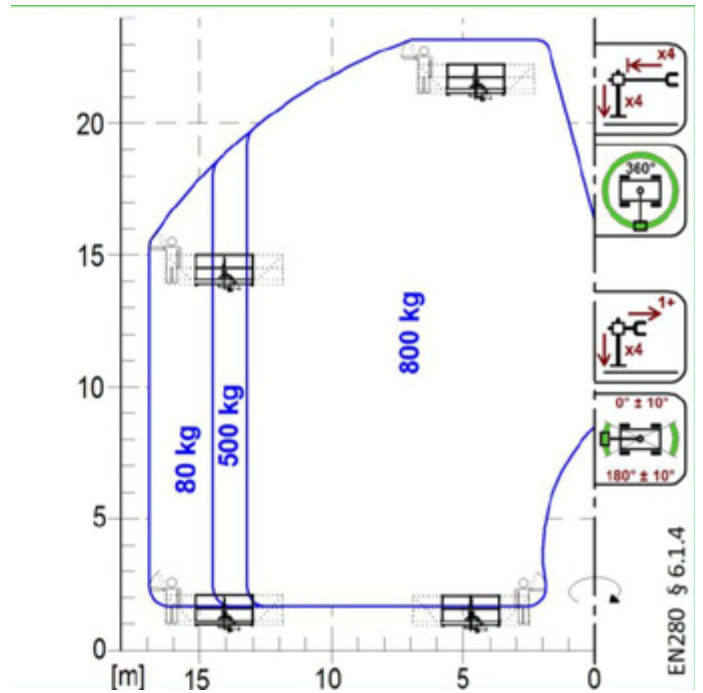
A2765  
A2766



A1827  
A1839



A1873



A1831

**Your Merlo dealer**



**MERLO S.P.A.**

Via Nazionale, 9

12010 S. Defendente di Cervasca, (Cuneo) Italia

Tel. +39 0171 614111

Fax +39 0171 684101

[info@merlo.com](mailto:info@merlo.com)

[www.merlo.com](http://www.merlo.com)

